

# SMALL CLAIMS PACKET

Where do I find or get information on Small Claims?	<p><b>At websites:</b></p> <ul style="list-style-type: none"> <li>• <b>Virtual Self-Help Law Center</b> <a href="http://www.cc-courthelp.org">www.cc-courthelp.org</a></li> <li>• <b>Superior Court</b> <a href="http://www.cc-courts.org">www.cc-courts.org</a></li> <li>• <b>Judicial Council</b> <a href="http://www.courts.ca.gov/selfhelp-smallclaims.htm">www.courts.ca.gov/selfhelp-smallclaims.htm</a></li> </ul>	<p><b>Small Claims Procedure laws:</b></p> <p>California Code of Civil Procedure sections 116.110-116.950</p> <ul style="list-style-type: none"> <li>• <a href="http://www.leginfo.ca.gov/calaw.html">www.leginfo.ca.gov/calaw.html</a> Official state statute website</li> <li>• <b>Contra Costa County Public Law Library in Martinez, Pittsburg, and Richmond</b></li> </ul>
	<p>Or you can send an e-mail to the Small Claims Advisor at <a href="mailto:smallclaims@contracosta.courts.ca.gov">smallclaims@contracosta.courts.ca.gov</a></p> <p>NOTE: Replies typically take 2 weeks</p>	<p>At workshops/presentations: Small Claims Presentation at the Court (see info below) Community Resources: <a href="http://www.cccba.org/community/calendar">www.cccba.org/community/calendar</a></p>

## Small Claims Presentation Schedule

- The presentation is a class covering 'the how to' of a Small Claims case.
- The presentation does not allow for specific questions to be answered. However, it **covers most questions** involved in Small Claims.
- The presentation **does not** cover **how to collect a judgment**.
- **Presentations start on time. LATE ARRIVALS WILL NOT BE ADMITTED!**
- No child care available. Please do not bring children to the presentations.
- You **MUST REGISTER** to attend a presentation. To register send an e-mail to [smallclaims@contracosta.courts.ca.gov](mailto:smallclaims@contracosta.courts.ca.gov) stating the location where you would like to attend the presentation

## DATES, TIMES & LOCATIONS

**First Tuesday** of each month: 9:00 a.m. to 11:30 a.m.

RICHMOND, CA

**Second Thursday** of each month: 9:00 a.m. to 11:30 a.m.

MARTINEZ, CA

**Fourth Thursday** of each month: 9:00 a.m. to 11:30 a.m.

PITTSBURG, CA

**SMALL CLAIMS FILING PACKET**  
**SUPERIOR COURT OF CALIFORNIA, COUNTY OF CONTRA COSTA**

Small Claims Courts	Addresses	Telephone No.
MARTINEZ	725 Court Street, Martinez, CA 94553	(925) 608-1000
PITTSBURG	1000 Center Drive, Pittsburg, CA 94565	
RICHMOND	100 37th Street, Richmond, CA 94805	

Amounts You May Sue For and Filing Fees	
<b>If you are: a person (this includes sole-proprietors) you may claim up to \$10,000.</b>	
<b>a Corporation, limited liability company or partnership, you may claim up to \$5,000</b>	
If your claim is between....	Your filing fee is:
\$0 and \$1,500	\$30 per case
\$1,501 and \$5,000	\$50 per case
\$5,001 and \$10,000	\$75 per case
When you file more than 12 cases in any 12-month period, the filing fee is: \$100 per case	
You are limited to filing two claims per calendar year (Jan-Dec) for more than \$2,500.	

**CHECKLIST FOR STEPS IN A SMALL CLAIMS ACTION**

- 1. **Read:** “Information for the Small Claims Plaintiff” (Form SC-100-Info) attached. Attend a workshop or do online research, if you can.
- 2. **Prepare Demand:** If possible, write a letter to the defendant asking them to pay you the money that you are owed. If the dispute is regarding property, request that the property be returned to you.
- 3. **Obtain your documents:** The Small Claims packet is available for free at the Contra Costa Court website: [www.cc-courts.org/smallclaimsforms](http://www.cc-courts.org/smallclaimsforms). If you cannot afford to pay the filing fee, you may complete and submit a “Request for a Fee Waiver”. The Fee Waiver packet is available for free at [www.cc-courts.org/feewaiverforms](http://www.cc-courts.org/feewaiverforms).
- 4. **Prepare your documents:** Complete “Plaintiff’s Claim and ORDER to Go to Small Claims Court (Form SC-100) attached (and application for a Fee Waiver, if applicable).
- 5. **File your documents:** Select one of the three courts listed above per the instructions in Form SC-100-Info under “Where can you file your claim?”
- 6. **Serve your documents:** Read “What is ‘Proof of Service’ (Form SC-104B) attached and follow the instructions. If you think you might be interested in mediation, attach the blue form entitled “Notice to Parties on Mediation” to the papers that are served on the defendant.
- 7. **If you want to dismiss your case before the hearing:** Ask for a dismissal form at the Court Clerk’s filing window. You may also contact the Small Claims Advisor for assistance on how to proceed: [smallclaims@contracosta.courts.ca.gov](mailto:smallclaims@contracosta.courts.ca.gov)
- 8. **Coming to Court:** Prepare for your court hearing in advance. Helpful information is available on the Court’s Virtual Self Help website: [www.cc-courthelp.org](http://www.cc-courthelp.org) under “Small Claims” “For Everyone” “Preparing for Court”.
- 9. **After your Court hearing:** You can find helpful information at the Court’s Virtual Self Help website: [www.cc-courthelp.org](http://www.cc-courthelp.org) under “Small Claims” “After the Trial”

This information sheet is written for the person who sues in the small claims court. It explains some of the rules of, and some general information about, the small claims court. It may also be helpful for the person who is sued.

**WHAT IS SMALL CLAIMS COURT?**

Small claims court is a special court where disputes are resolved quickly and inexpensively. The rules are simple and informal. The person who sues is the **plaintiff**. The person who is sued is the **defendant**. In small claims court, you may ask a lawyer for advice before you go to court, but you cannot have a lawyer in court. Your claim cannot be for more than \$5,000 if you are a business or public entity or for more than \$10,000 if you are a natural person (including a sole proprietor). *(See below for reference to exceptions.)\** If you have a claim for more than this amount, you may sue in the civil division of the trial court or you may sue in the small claims court and give up your right to the amount over the limit. You cannot, however, file more than two cases in small claims court for more than \$2,500 each during a calendar year.

**WHO CAN FILE A CLAIM?**

1. You must be at least *18 years old* to file a claim. If you are not yet 18, tell the clerk. You may ask the court to appoint a **guardian ad litem**. This is a person who will act for you in the case. The guardian ad litem is usually a parent, a relative, or an adult friend.
2. A person who sues in small claims court must first make a **demand**, if possible. This means that you have asked the defendant to pay, and the defendant has refused. If your claim is for possession of property, you must ask the defendant to give you the property.
3. Unless you fall within two technical exceptions, you must be the **original owner** of the claim. This means that if the claim is assigned, the buyer cannot sue in the small claims court.
4. If a corporation files a claim, an employee, an officer, or a director must act on its behalf. If the claim is filed on behalf of an association or another entity that is not a natural person, a regularly employed person of the entity must act on its behalf. A person who appears on behalf of a corporation or another entity must not be employed or associated solely for the purpose of representing the corporation or other entity in the small claims court. **You must file a declaration with the court to appear in any of these instances.** (See *Authorization to Appear*, form SC-109.)

**You must also appear at the small claims hearing yourself unless you filed the claim for a corporation or other entity that is not a natural person.**

**WHERE CAN YOU FILE YOUR CLAIM?**

You must sue in the right court and location. This rule is called **venue**. Check the court's local rules if there is more than one court location in the county handling small claims cases. If you file your claim in the wrong court, the court will dismiss the claim unless all defendants personally appear at the hearing and agree that the claim may be heard. The right location may be any of these:

1. Where the defendant lives or where the business involved is located;
2. Where the damage or accident happened;
3. Where the contract was signed or carried out;
4. If the defendant is a corporation, where the contract was broken; or
5. For a retail installment account or sales contract or a motor vehicle finance sale:
  - a. Where the buyer lives;
  - b. Where the buyer lived when the contract was entered into;
  - c. Where the buyer signed the contract; or
  - d. Where the goods or vehicle are permanently kept.

**SOME RULES ABOUT THE DEFENDANT (including government agencies)**

1. You must sue using the defendant's *exact legal name*. If the defendant is a business or a corporation and you do not know the exact legal name, check with the state or local licensing agency, the county clerk's office, or the Office of the Secretary of State, Corporate Status Unit, at [www.sos.ca.gov/business](http://www.sos.ca.gov/business). Ask the clerk for help if you do not know how to find this information. If you do not use the defendant's exact legal name, the court may be able to correct the name on your claim at the hearing or after the judgment.
2. If you want to sue a government agency, you must first file a claim with the agency before you can file a lawsuit in court. Strict time limits apply. If you are in a Department of Corrections or Youth Authority facility, you must prove that the agency denied your claim. Please attach a copy of the denial to your claim.
3. With very limited exceptions, the defendant must be served within the state of California.

**HOW DOES THE DEFENDANT FIND OUT ABOUT THE CLAIM?**

You must make sure the defendant finds out about your lawsuit. This has to be done according to the rules or your case may be dismissed or delayed. The correct way of telling the defendant about the lawsuit is called **service of process**. This means giving the defendant a copy of the claim. **YOU CANNOT DO THIS YOURSELF.** You should read form SC-104B, *What is "Proof of Service"?* Here are four ways to serve the defendant:

1. **Service by a law officer**—You may ask the marshal or sheriff to serve the defendant. A fee will be charged.
2. **Process server**—You may ask anyone who is *not a party* in your case and who is at least *18 years old* to serve the defendant. The person is called a **process server** and must personally give a copy of your claim to the defendant. The person must also sign a proof of service form showing when the defendant was served. Registered process servers will serve papers for a fee. You may also ask a friend or relative to do it.
3. **Certified mail**—You may ask the clerk of the court to serve the defendant by certified mail. The clerk will charge a fee. You should check back with the court before the hearing to see if the receipt for certified mail was returned to the court. **Service by certified mail must be done by the clerk's office except in motor vehicle accident cases involving out-of-state defendants.**
4. **Substituted service**—This method lets you serve another person instead of the defendant. You must follow the procedures carefully. You may also wish to use the marshal or sheriff or a registered process server.

\* Exceptions: Different limits apply in an action against a defendant who is a guarantor. (See Code Civ. Proc., § 116.220(c).)

# Superior Court of California, County of Contra Costa

## Interpreter Request

If you need an interpreter, please complete the form below and submit it to any Filing Window or courtroom.

Case Number: \_\_\_\_\_

### Case Type:

- |   |   |
|---|---|
| <input type="checkbox"/> Criminal                                 | <input type="checkbox"/> Small Claims – (\$10,000 or less)  |
| <input type="checkbox"/> Traffic                                  | <input type="checkbox"/> Civil - <input type="checkbox"/> \$25,000 <input type="checkbox"/> over \$25,000 |
| <input type="checkbox"/> Civil Harassment                         | <input type="checkbox"/> Civil – Other _____  |
| <input type="checkbox"/> Conservatorship                          | <input type="checkbox"/> Family Law   |
| <input type="checkbox"/> Proceedings to terminate parental rights | <input type="checkbox"/> Unlawful Detainer  |
| <input type="checkbox"/> Dependent Adult Abuse                    | <input type="checkbox"/> Guardianship   |
| <input type="checkbox"/> Juvenile                                 | <input type="checkbox"/> Elder Abuse  |

Party Requesting Interpreter: \_\_\_\_\_

Is interpreter for a witness?  Yes  No

Phone Number(s) where party can be reached: \_\_\_\_\_

Date of Hearing: \_\_\_\_\_ Time of Hearing: \_\_\_\_\_

Department: \_\_\_\_\_ Location:  Martinez  Pittsburg  Richmond  Walnut Creek

Language Needed:  Spanish  Mandarin  Cantonese  Vietnamese

Other: \_\_\_\_\_

To avoid the risk that your hearing will have to be postponed, please submit this form a minimum of one week in advance.

Current information about this program is available at our website:

[www.cc-courts.org/interpreter](http://www.cc-courts.org/interpreter)

# Superior Court of California, County of Contra Costa

## Solicitud Para Intérprete

Si necesita un intérprete, favor completar este formulario y presentarlo en cualquier ventanilla para archivar documentos o con la secretaria del tribunal.

Número de Caso: \_\_\_\_\_

### Tipo de Caso:

- |  |  |
|--|--|
| <input type="checkbox"/> Criminal                                      | <input type="checkbox"/> Demanda Civil – (\$10,000 o menos)  |
| <input type="checkbox"/> Tráfico                                       | <input type="checkbox"/> Demanda Civil -<br><input type="checkbox"/> \$25,000 <input type="checkbox"/> más de \$25,000 |
| <input type="checkbox"/> Acoso Civil                                   | <input type="checkbox"/> Civil – otro tipo _____   |
| <input type="checkbox"/> Conservador                                   | <input type="checkbox"/> Casos de Familia  |
| <input type="checkbox"/> Casos para Terminar Derechos de Madre o Padre | <input type="checkbox"/> Juicio de Desalojo  |
| <input type="checkbox"/> Abuso de Adultos Incapacitados                | <input type="checkbox"/> Tutela  |
| <input type="checkbox"/> Tribunal de Menores                           | <input type="checkbox"/> Abuso de Personas Mayores   |

Persona que Necesita Intérprete: \_\_\_\_\_

Marque aquí si esta persona es un testigo

Número Telefónico: \_\_\_\_\_

Fecha de la Audiencia Judicial: \_\_\_\_\_ Hora: \_\_\_\_\_

Departamento: \_\_\_\_\_ Ciudad:  Martinez  Pittsburg  Richmond  Walnut Creek

Idioma Solicitado:  Español  Mandarín  Cantonés  Vietnamita

Otro Idioma: \_\_\_\_\_

Para evitar la posibilidad que su audiencia sea aplazada, favor the presentar este formulario al menos una semana antes de la fecha de su audiencia.

Información actualizada acerca de este servicio se encuentra en nuestra página web:

[www.cc-courts.org/interpreter](http://www.cc-courts.org/interpreter)

Clerk stamps date here when form is filed.

**Notice to the person being sued:**

- You are the defendant if your name is listed in ② on page 2 of this form. The person suing you is the plaintiff, listed in ① on page 2.
- You and the plaintiff must go to court on the trial date listed below. If you do not go to court, you may lose the case.
- If you lose, the court can order that your wages, money, or property be taken to pay this claim.
- Bring witnesses, receipts, and any evidence you need to prove your case.
- Read this form and all pages attached to understand the claim against you and to protect your rights.

**Aviso al Demandado:**

- Usted es el Demandado si su nombre figura en ② de la página 2 de este formulario. La persona que lo demanda es el Demandante, la que figura en ① de la página 2.
- Usted y el Demandante tienen que presentarse en la corte en la fecha del juicio indicada a continuación. Si no se presenta, puede perder el caso.
- Si pierde el caso la corte podría ordenar que le quiten de su sueldo, dinero u otros bienes para pagar este reclamo.
- Lleve testigos, recibos y cualquier otra prueba que necesite para probar su caso.
- Lea este formulario y todas las páginas adjuntas para entender la demanda en su contra y para proteger sus derechos.

Fill in court name and street address:

**Superior Court of California, County of**

Court fills in case number when form is filed.

**Case Number:****Case Name:****Order to Go to Court****The people in ① and ② must go to court:** (Clerk fills out section below.)

Trial Date	→ Date	Time	Department	Name and address of court, if different from above
	1. _____	_____	_____	_____
	2. _____	_____	_____	_____
	3. _____	_____	_____	_____
Date: _____		Clerk, by _____, Deputy		

**Instructions for the person suing:**

- You are the plaintiff. The person you are suing is the defendant.
- *Before* you fill out this form, read form SC-100-INFO, *Information for the Plaintiff*, to know your rights. Get SC-100-INFO at any courthouse or county law library, or go to [www.courts.ca.gov/smallclaims/forms](http://www.courts.ca.gov/smallclaims/forms).
- Fill out pages 2 and 3 of this form. Then make copies of **all** pages of this form. (Make one copy for each party named in this case and an extra copy for yourself.) Take or mail the original and these copies to the court clerk's office and pay the filing fee. The clerk will write the date of your trial in the box above.
- You must have someone at least 18—not you or anyone else listed in this case—give each defendant a court-stamped copy of all five pages of this form and any pages this form tells you to attach. There are special rules for “serving,” or delivering, this form to public entities, associations, and some businesses. See forms SC-104, SC-104B, and SC-104C.
- **Go to court on your trial date listed above.** Bring witnesses, receipts, and any evidence you need to prove your case.



Plaintiff (list names):

Case Number:

**1 The plaintiff (the person, business, or public entity that is suing) is:**

Name: \_\_\_\_\_ Phone: \_\_\_\_\_

Street address: \_\_\_\_\_

Street City State Zip

Mailing address (if different): \_\_\_\_\_

Street City State Zip

**If more than one plaintiff, list next plaintiff here:**

Name: \_\_\_\_\_ Phone: \_\_\_\_\_

Street address: \_\_\_\_\_

Street City State Zip

Mailing address (if different): \_\_\_\_\_

Street City State Zip

- Check here if more than two plaintiffs and attach form SC-100A.
- Check here if either plaintiff listed above is doing business under a fictitious name. If so, attach form SC-103.
- Check here if any plaintiff is a "licensee" or "deferred deposit originator" (payday lender) under Financial Code sections 23000 et seq.

**2 The defendant (the person, business, or public entity being sued) is:**

Name: \_\_\_\_\_ Phone: \_\_\_\_\_

Street address: \_\_\_\_\_

Street City State Zip

Mailing address (if different): \_\_\_\_\_

Street City State Zip

**If the defendant is a corporation, limited liability company, or public entity, list the person or agent authorized for service of process here:**

Name: \_\_\_\_\_ Job title, if known: \_\_\_\_\_

Address: \_\_\_\_\_

Street City State Zip

- Check here if your case is against more than one defendant, and attach form SC-100A.
- Check here if any defendant is on active military duty, and write his or her name here: \_\_\_\_\_

**3 The plaintiff claims the defendant owes \$ \_\_\_\_\_ . (Explain below):**

a. Why does the defendant owe the plaintiff money?

\_\_\_\_\_  
\_\_\_\_\_

When did this happen? (Date): \_\_\_\_\_

b. If no specific date, give the time period: Date started: \_\_\_\_\_ Through: \_\_\_\_\_

c. How did you calculate the money owed to you? (Do not include court costs or fees for service.)

\_\_\_\_\_  
\_\_\_\_\_

- Check here if you need more space. Attach one sheet of paper or form MC-031 and write "SC-100, Item 3" at the top.



Plaintiff (list names):

Case Number:

4 You must ask the defendant (in person, in writing, or by phone) to pay you before you sue. If your claim is for possession of property, you must ask the defendant to give you the property. Have you done this?

Yes No If no, explain why not:

5 Why are you filing your claim at this courthouse?

This courthouse covers the area (check the one that applies):

- a. (1) Where the defendant lives or does business. (2) Where the plaintiff's property was damaged. (3) Where the plaintiff was injured. (4) Where a contract (written or spoken) was made, signed, performed, or broken by the defendant or where the defendant lived or did business when the defendant made the contract. b. Where the buyer or lessee signed the contract, lives now, or lived when the contract was made, if this claim, is about an offer or contract for personal, family, or household goods, services, or loans. c. Where the buyer signed the contract, lives now, or lived when the contract was made, if this claim is about a retail installment contract (like a credit card). d. Where the buyer signed the contract, lives now, or lived when the contract was made, or where the vehicle is permanently garaged, if this claim is about a vehicle finance sale. e. Other (specify):

6 List the zip code of the place checked in 5 above (if you know):

7 Is your claim about an attorney-client fee dispute? Yes No If yes, and if you have had arbitration, fill out form SC-101, attach it to this form, and check here:

8 Are you suing a public entity? Yes No If yes, you must file a written claim with the entity first. A claim was filed on (date): If the public entity denies your claim or does not answer within the time allowed by law, you can file this form.

9 Have you filed more than 12 other small claims within the last 12 months in California? Yes No If yes, the filing fee for this case will be higher.

10 Is your claim for more than \$2,500? Yes No If yes, I have not filed, and understand that I cannot file, more than two small claims cases for more than \$2,500 in California during this calendar year.

11 I understand that by filing a claim in small claims court, I have no right to appeal this claim.

I declare, under penalty of perjury under California State law, that the information above and on any attachments to this form is true and correct.

Date: Plaintiff types or prints name here Plaintiff signs here Date: Second plaintiff types or prints name here Second plaintiff signs here



Requests for Accommodations

Assistive listening systems, computer-assisted real-time captioning, or sign language interpreter services are available if you ask at least five days before the trial. Contact the clerk's office for form MC-410, Request for Accommodations by Persons With Disabilities and Response. (Civ. Code, § 54.8.)





**"Small claims court"** is a special court where claims for \$10,000 or less are decided. Individuals, including "natural persons" and sole proprietors, may claim up to \$10,000. Corporations, partnerships, public entities, and other businesses are limited to claims of \$5,000. (See below for exceptions.\*) The process is quick and cheap. The rules are simple and informal. You are the *defendant*—the person being sued. The person who is suing you is the *plaintiff*.

**Do I need a lawyer?** You may talk to a lawyer before or after the case. But you *may not* have a lawyer represent you in court (unless this is an appeal from a small claims case).

**How do I get ready for court?** You don't have to file any papers before your trial, unless you think this is the wrong court for your case. But bring to your trial any witnesses, receipts, and evidence that supports your case. And read "Be Prepared for Your Trial" at [www.courts.ca.gov/smallclaims/prepare](http://www.courts.ca.gov/smallclaims/prepare).

**What if I need an accommodation?** If you have a disability or are hearing impaired, fill out form MC-410, *Request for Accommodations*. Give the form to your court clerk or the ADA/ Access Coordinator.

**What if I don't speak English well?** Ask the court clerk as soon as possible if your court has a court-provided interpreter available and how to request one. A court-provided interpreter may not be available. Alternatively, you may bring an adult who is not a witness or an attorney to interpret for you or ask the court for a list of interpreters for hire.

**Where can I get the court forms I need?** Go to any courthouse or your county law library, or print forms at [www.courts.ca.gov/smallclaims/forms](http://www.courts.ca.gov/smallclaims/forms).

**What happens at the trial?** The judge will listen to both sides. The judge may make a decision at your trial or mail the decision to you later.

**What if I lose the case?** If you lose, you may appeal. You'll have to pay a fee. (Plaintiffs cannot appeal their own claims.)

- If you were at the trial, file form SC-140, *Notice of Appeal*. You must file within 30 days after the clerk hands or mails you the judge's decision (judgment) on form SC-200 or form SC-130, *Notice of Entry of Judgment*.
- If you were *not* at the trial, fill out and file form SC-135, *Notice of Motion to Vacate Judgment and Declaration*, to ask the judge to cancel the judgment (decision). If the judge does not give you a new trial, you have 10 days to appeal the decision. File form SC-140.

For more information on appeals, see [www.courts.ca.gov/smallclaims/appeals](http://www.courts.ca.gov/smallclaims/appeals).

**Do I have options?**

Yes. If you are being sued, you can:

- **Settle your case before the trial.** If you and the plaintiff agree on how to settle the case, the plaintiff must file form CIV-110, *Request for Dismissal*, with the clerk. Ask the Small Claims Advisor for help.

- **Prove this is the wrong court.** Send a letter to the court *before* your trial explaining why you think this is the wrong court. Ask the court to dismiss the claim. You must serve (give) a copy of your letter (by mail or in person) to all parties. (Your letter to the court must say you have done so.)
- **Go to the trial and try to win your case.** Bring witnesses, receipts, and any evidence you need to prove your case. To have the court order a witness to go to the trial, fill out form SC-107 (*Small Claims Subpoena*) and have it served on the witness.
- **Sue the person who is suing you.** If you have a claim against the plaintiff, and the claim is appropriate for small claims court as described on this form, you may file *Defendant's Claim* (form SC-120) and bring the claim in this action. If your claim is for *more* than allowed in small claims court, you may still file it in small claims court if you give up the amount over the small claims value amount, or you may file a claim for the full value of the claim in the appropriate court. If your claim is for more than allowed in small claims court *and* relates to the same contract, transaction, matter, or event that is the subject of the plaintiff's claim, you may file your claim in the appropriate court and file a motion to transfer the plaintiff's 's claim to that court to resolve both matters together. You can see a description of the amounts allowed in the paragraph above titled "**Small Claims Court.**"
- **Agree with the plaintiff's claim and pay the money.** Or, if you can't pay the money now, go to your trial and say you want to make payments.
- **Let the case "default."** If you don't settle and do not go to the trial (default), the judge may give the plaintiff what he or she is asking for plus court costs. If this happens, the plaintiff can legally take your money, wages, and property to pay the judgment.

**What if I need more time?**

You can change the trial date if:

- You cannot go to court on the scheduled date (you will have to pay a fee to postpone the trial), *or*
- You did not get served (receive this order to go to court) at least 15 days before the trial (or 20 days if you live outside the county), *or*
- You need more time to get an interpreter. One postponement is allowed, and you will not have to pay a fee to delay the trial.

Ask the Small Claims Clerk about the rules and fees for postponing a trial. Or fill out form SC-150 (or write a letter) and mail it to the court *and* to all other people listed on your court papers before the deadline. Enclose a check for your court fees, unless a fee waiver was granted.



**Need help?**

Your county's Small Claims Advisor can help for free.

Or go to [www.courts.ca.gov/smallclaims/advisor](http://www.courts.ca.gov/smallclaims/advisor).

\* Exceptions: Different limits apply in an action against a defendant who is a guarantor. (See Code Civ. Proc., § 116.220(c).)



La “Corte de reclamos menores” es una corte especial donde se deciden casos por \$10,000 o menos. Los individuos, o sea las “personas físicas” y los propietarios por cuenta propia, pueden reclamar hasta \$10,000. Las corporaciones, asociaciones, entidades públicas y otras empresas solo pueden reclamar hasta \$5,000. (Vea abajo para las excepciones.\*) El proceso es rápido y barato. Las reglas son sencillas e informales. Usted es el Demandado—la persona que se está demandando. La persona que lo está demandando es el Demandante.

**¿Necesito un abogado?** Puede hablar con un abogado antes o después del caso. Pero no puede tener a un abogado que lo represente ante la corte (a menos que se trate de una apelación de un caso de reclamos menores).

**¿Cómo me preparo para ir a la corte?** No tiene que presentar ningunos papeles antes del juicio, a menos que piense que ésta es la corte equivocada para su caso. Pero lleve al juicio cualquier testigos, recibos y pruebas que apoyan su caso. Y lea “Esté preparado para su juicio” en [www.courts.ca.gov/reclamosmenores/preparesse](http://www.courts.ca.gov/reclamosmenores/preparesse).

**¿Qué hago si necesito una adaptación?** Si tiene una discapacidad o tiene impedimentos de audición, llene el formulario MC-410, Request for Accommodations. Entregue el formulario al secretario de la corte o al Coordinador de Acceso/ADA de su corte.

**¿Qué pasa si no hablo bien inglés?** Pregúntele al secretario de la corte lo más pronto posible si en el juzgado habrá un intérprete disponible y cómo solicitarlo. No siempre están disponibles los intérpretes de la corte. Otra opción es llevar a un adulto que pueda interpretar para usted siempre que esa persona no sea un testigo ni un abogado. O puede pedir a la corte una lista de intérpretes particulares disponibles para contratar.

**¿Dónde puedo obtener los formularios de la corte que necesito?** Vaya a cualquier edificio de la corte, la biblioteca legal de su condado, o imprima los formularios en [www.courts.ca.gov/smallclaims/forms](http://www.courts.ca.gov/smallclaims/forms) (página está en inglés).

**¿Qué pasa en el juicio?** El juez escuchará a ambas partes. El juez puede tomar su decisión durante la audiencia o enviársela por correo después.

**¿Qué pasa si pierdo el caso?** Si pierde, puede apelar. Tendrá que pagar una cuota. (El Demandante no puede apelar su propio reclamo.)

- Si estuvo presente en el juicio, llene el formulario SC-140, *Aviso de apelación* (Notice of Appeal). Tiene que presentarlo dentro de 30 días después de que el secretario le entregue o envíe la decisión (fallo) del juez en el formulario SC-200 o SC-130, *Aviso de publicación del fallo* (Notice of Entry of Judgment).
- Si no estuvo en el juicio, llene y presente el formulario SC-135, *Aviso de petición para anular el fallo y Declaración para pedirle al juez que anule el fallo* (decisión). Si la corte no le otorga un nuevo juicio, tiene 10 días para apelar la decisión. Presente el formulario SC-140.

Para obtener más información sobre las apelaciones, vea [www.courts.ca.gov/reclamosmenores/apelaciones](http://www.courts.ca.gov/reclamosmenores/apelaciones).

**¿Tengo otras opciones?** Sí. Si lo están demandando, puede:

- **Resolver su caso antes del juicio.** Si usted y el Demandante se ponen de acuerdo en cómo resolver el caso, el Demandante tiene que presentar el formulario CIV-110, *Solicitud de desestimación* (Request for Dismissal) ante el secretario de la corte. Pídale al Asesor de Reclamos Menores que lo ayude.


- **Probar que es la corte equivocada.** Envíe una carta a la corte antes del juicio explicando por qué cree que es la corte equivocada. Pídale a la corte que despida el reclamo. Tiene que entregar (dar) una copia de su carta (por correo o en persona) a todas las partes. (Su carta a la corte tiene que decir que hizo la entrega.)
- **Ir al juicio y tratar de ganar el caso.** Lleve testigos, recibos y cualquier prueba que necesite para probar su caso. Si desea que la corte emita una orden de comparecencia para que los testigos vayan al juicio, llene el formulario SC-107, *Citatorio de reclamos menores* (Small Claims Subpoena) y entrégueselo legalmente al testigo.
- **Demandar a la persona que lo demandó.** Si tiene un reclamo contra el Demandante, y el reclamo se puede presentar en la corte de reclamos menores, tal como se describe en este formulario, puede presentar el formulario SC-120, *Reclamo del demandado* (Defendant's Claim) y presentarlo en este mismo caso. Si su reclamo excede el límite permitido en la corte de reclamos menores, puede igualmente presentarlo en la corte de reclamos menores si está dispuesto a limitar su reclamo al máximo permitido, o puede presentar un reclamo por el monto total en la corte apropiada. Si su reclamo excede el límite permitido en la corte de reclamos menores y está relacionado con el mismo contrato, transacción, asunto o acontecimiento que el reclamo del Demandante, puede presentar su reclamo en la corte apropiada y presentar una moción para transferir el reclamo del Demandante a dicha corte, para poder resolver los dos reclamos juntos. Puede ver una descripción de los montos permitidos en el párrafo anterior titulado “Corte de reclamos menores”.
- **Aceptar el reclamo del Demandante y pagar el dinero.** O, si no puede pagar en ese momento, vaya al juicio y diga que quiere hacer los pagos.
- **No ir al juicio y aceptar el fallo por falta de comparecencia.** Si no llega a un acuerdo con el Demandante y no va al juicio (fallo por falta de comparecencia), el juez le puede otorgar al Demandante lo que está reclamando más los costos de la corte. En ese caso, el Demandante legalmente puede tomar su dinero, su sueldo o sus bienes para cobrar el fallo.

**¿Qué hago si necesito más tiempo?** Puede cambiar la fecha del juicio si:

- No puede ir a la corte en la fecha programada (tendrá que pagar una cuota para aplazar el juicio), o
- No le entregaron los documentos legalmente (no recibió la orden para ir a la corte) por lo menos 15 días antes del juicio (ó 20 días si vive fuera del condado), o
- Necesita más tiempo para conseguir intérprete. (Se permite un solo aplazamiento sin tener que pagar cuota para aplazar el juicio).

Pregúntele al secretario de reclamos menores sobre las reglas y las cuotas para aplazar un juicio. O llene el formulario SC-150 (o escriba una carta) y envíelo antes del plazo a la corte y a todas las otras personas que figuran en sus papeles de la corte. Adjunte un cheque para pagar los costos de la corte, a menos que le hayan dado una exención.

**¿Necesita ayuda?** El Asesor de Reclamos Menores de su condado le puede ayudar sin cargo.



O visite [www.courts.ca.gov/reclamosmenores/asesores](http://www.courts.ca.gov/reclamosmenores/asesores).

\* **Excepciones:** Existen diferentes límites en un reclamo contra un garante. (Vea el Código de Procedimiento Civil, sección 116.220 (c).)

Case Number: \_\_\_\_\_

This form is attached to form SC-100, item 1 or 2.

**1 If more than two plaintiffs (person, business, or entity suing), list their information below:**

Other plaintiff's name: \_\_\_\_\_

Street address: \_\_\_\_\_ Phone: \_\_\_\_\_

City: \_\_\_\_\_ State: \_\_\_\_\_ Zip: \_\_\_\_\_

Mailing address (if different): \_\_\_\_\_

City: \_\_\_\_\_ State: \_\_\_\_\_ Zip: \_\_\_\_\_

Is this plaintiff doing business under a fictitious name?  Yes  No If yes, attach form SC-103.

Other plaintiff's name: \_\_\_\_\_

Street address: \_\_\_\_\_ Phone: \_\_\_\_\_

City: \_\_\_\_\_ State: \_\_\_\_\_ Zip: \_\_\_\_\_

Mailing address (if different): \_\_\_\_\_

City: \_\_\_\_\_ State: \_\_\_\_\_ Zip: \_\_\_\_\_

Is this plaintiff doing business under a fictitious name?  Yes  No If yes, attach form SC-103.

Check here if more than 4 plaintiffs and fill out and attach another form SC-100A.

**2 If more than one defendant (person, business, or entity being sued), list their information below:**

Other defendant's name: \_\_\_\_\_

Street address: \_\_\_\_\_ Phone: \_\_\_\_\_

City: \_\_\_\_\_ State: \_\_\_\_\_ Zip: \_\_\_\_\_

Mailing address (if different): \_\_\_\_\_

City: \_\_\_\_\_ State: \_\_\_\_\_ Zip: \_\_\_\_\_

If this defendant is a corporation, limited liability company, or public entity, list the person or agent authorized for service of process:

Name: \_\_\_\_\_ Job title, if known: \_\_\_\_\_

Address: \_\_\_\_\_

City: \_\_\_\_\_ State: \_\_\_\_\_ Zip: \_\_\_\_\_

Check here if your case is against more than two defendants, and fill out and attach another form SC-100A.

**3 Is your claim for more than \$2,500?  Yes  No**

If yes, I have not filed, and understand that I cannot file, more than two small claims cases for more than \$2,500 in California during this calendar year.

**4 I understand that by filing a claim in small claims court, I have no right to appeal this claim.**

I declare under penalty of perjury under California state law that the information above and on any attachments to this form is true and correct.

Date: \_\_\_\_\_

\_\_\_\_\_  
Type or print your name

\_\_\_\_\_  
Date:

\_\_\_\_\_  
Type or print your name

▶ \_\_\_\_\_  
Sign your name

▶ \_\_\_\_\_  
Sign your name

**What is “service”?**

“Service” or “serving” is when someone—*not you or anyone else listed in this case*—gives a copy of your court papers to the person, business, or public entity you are suing. Service lets the other party know:

- What you are asking for
- When and where the trial will be *and*
- What the party can choose to do

There are strict rules for serving court papers. This form explains how to serve these forms:

- Form SC-100, *Plaintiff’s Claim*
- Form SC-120, *Defendant’s Claim*

**How is service done?**

This form tells you how to serve by *personal* service or *substituted* service.

*Personal* service means someone gives the papers directly to the person being sued or to the agent authorized to accept service (business or public entity).

*Substituted* service means someone gives the papers to an adult where the person lives, works, or receives mail (including a private post office box, but not a U.S. Postal Service P.O. Box).

**What if the court papers do not get served?**

The judge cannot hear your case unless the court papers were served correctly.

**Can the court serve the papers for me?**

Yes. You can pay the court to mail your claim to the person you are suing. But if the person you are suing or the person’s agent for service doesn’t sign the U.S. Postal Service mail receipt with his or her complete name, or if someone else signs the receipt, you will have to serve again using personal or substituted service.

**Who can serve?**

You can ask a friend, a process server, or the Sheriff. The server must be at least 18 and not listed in the case.

A “process server” is someone you pay to deliver court forms. Look in the Yellow Pages under “Process Serving.” The Sheriff (or Marshal if your county has one) can also deliver court forms. Ask the court clerk how to contact the Sheriff. Or look in the county section of your phone book under “Sheriff.” You must pay the server, unless you qualify for a fee waiver.

**How is *personal* service done?**

Ask someone who is at least 18 and not listed in this case to personally “serve” (give) a copy of your court papers to the person or the agent authorized to accept court papers for the person, business, or public entity listed on Form SC-104.

Give the server a separate *Proof of Service* form for each person, business, or public entity you are suing. And tell the server to:

- Walk up to the person to be served.
- Say, “These are court papers.”
- Give the person copies of all papers checked on Form SC-104, *Proof of Service*. If the person won’t take the papers, just leave them near the person. It doesn’t matter if the person tears them up.
- Fill out and sign page 2 of Form SC-104, *Proof of Service*.

**How is *substituted* service done?**

If you don’t want to use personal service or can’t find the person to be served, ask someone who is at least 18 and not listed in this case to serve the court papers.

Give the server a separate *Proof of Service* form for each person, business, or public entity you are suing. Tell the server to give the papers to:

- A competent adult (at least 18) at the home of and living with the person to be served *or*
- An adult who seems to be in charge where the person to be served usually works *or*
- An adult who seems to be in charge where the person receives mail (including a private mailbox, but **not** a U.S. Postal Service P.O. Box). *Note:* This is only for cases where the physical address of the person to be served is not known.

Then do the following:

- Write down that person’s name and say, “Please give these court papers to [*name of person to be served*].” If the person does not want to give his or her name, describe the person you served.
- Give that person copies of all papers checked on Form SC-104, *Proof of Service*. If the person won’t take the papers, just leave them near the person.
- Mail another copy of the papers (by first-class mail) to the person being sued at the same address where you left the papers.
- Fill out and sign page 2 of Form SC-104, *Proof of Service*.

**What does the server do with the original Proof of Service form?**

If a process server or Sheriff served the papers, he or she can file Form SC-104, *Proof of Service*, with the clerk. If the server used a different *Proof of Service* form, ask him or her to list each paper served on the form. Also make sure that the registered server will file the original directly with the court and will mail you a copy of the filed form. Take it with you when you go to court.

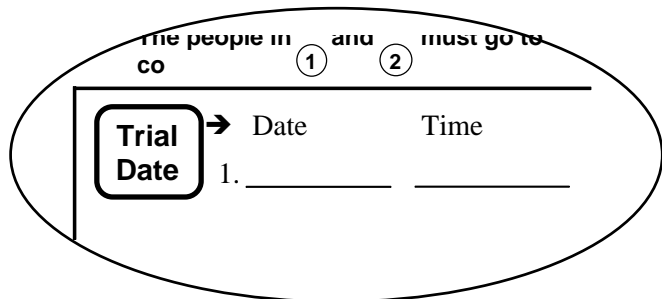
If a friend served the papers, tell him or her to give the completed form back to you. Keep a copy for your records and take the copy with you when you go to court.

You need to file the original completed *Proof of Service* form **5 days before** your trial.

**When do the court forms have to be served?**

- **If you are serving Form SC-100, Plaintiff’s Claim,** look at the trial date on page 1. Then, look at a calendar.

For *personal* service, subtract 15 days from the trial date (or 20 days if the person, business, or public entity is located outside the county). That’s the deadline for serving your small claims forms. But you can serve the forms before the deadline.



For *substituted* service, subtract 25 days from the date the server mailed a copy of the court papers served (or 30 days if the person, business, or public entity is located outside the county). That’s the deadline for serving your small claims forms. But you can serve the forms before the deadline.

If the person, business, or public entity to be served is outside California or if you are serving a different form, ask the Small Claims Advisor for more information.

- **If you are serving Form SC-120, Defendant’s Claim,** look at the trial date on page 1. Then look at a calendar.

For *personal* or *substituted* service, subtract 5 days from the trial date. That’s the deadline for serving your small claims forms if you were served at least 11 days before the trial. If you were served 10 days or less before the trial date, you must serve at least 1 day before the trial. But you can serve the forms before the deadline.

**What if I can’t get the court papers served before the trial?**

If you were not able to serve your claim (Form SC-100 or SC-120) before the deadline for service, talk to your Small Claims Clerk. Each county has its own rules.

If you already served your claim on some parties but not everyone you are suing, you may need to fill out and file Form SC-150, *Request to Postpone Trial*, at least 10 days before the trial date (or explain why you couldn’t meet the 10-day deadline). Then give or mail a copy of this form to all other Plaintiffs and Defendants listed on your court papers.

The court may postpone your trial for 15 days or more.

**Who do I have to serve?**

If you are suing a person (or people)—not a business or public entity—serve each person you are suing. For example, if you were in a car accident and you are suing the owner and the driver of the car, you must list the names of the owner *and* the driver on your claim and serve both people.

Examples:

If the owner and driver are the same person:  
*Lee Smith, owner and driver*


If the owner and driver are not the same person:  
*Lee Smith, owner and driver*  
*Bob Smith, owner*

If you are suing a business, an association, or a public entity, read Form SC-104C, *How to Serve a Business*.



**Need help?**

Your county’s Small Claims Advisor can help for free.



Or go to “County-Specific Court Information” at: [www.courtinfo.ca.gov/selfhelp/smallclaims](http://www.courtinfo.ca.gov/selfhelp/smallclaims)

Use this form to serve a **person**, a **business**, or a **public entity**. To learn more about proof of service, read *What Is "Proof of Service"?*, Form SC-104B. To learn more about how to serve a business or entity, read *How to Serve a Business or Public Entity*, Form SC-104C.

To serve a **business**, you must serve **one** of the following people:

- Owner (for a sole proprietorship)
• Partner (for a partnership) or general partner (for a limited partnership)
• Any officer or general manager (corporation or association)
• Any person authorized for service by the business (corporation, association, general partnership, limited partnership)
• Any person authorized for service with the Secretary of State (corporation, association, limited liability company [LLC], limited liability partnership [LLP], limited partnership)

To serve a **public entity**, you must first file a claim with that entity, then serve **one** of the following people:

- Clerk (of a city or county)
• Chief officer or director (of a public agency)
• Any person authorized for service by the entity

1 a. If you are serving a **person**, write the person's name below:

\_\_\_\_\_

b. If you are serving a **business** or **entity**, write the name of the business or entity, the person authorized for service, and that person's job title:

Business or Agency Name \_\_\_\_\_

Person Authorized for Service \_\_\_\_\_ Job Title \_\_\_\_\_

2 Instructions to Server:

You must be at least 18 years old and **not be named in this case**. Follow these steps:

- Give a copy of all the documents checked in 3 to the person in 1, or
• Give a copy of all the documents checked in 3 to one of the following people:
a. A competent adult (at least 18) living with, and at the home of the person in 1, or
b. An adult (at least 18) who seems to be in charge at the usual workplace of the person in 1, or
c. An adult (at least 18) who seems to be in charge where the person in 1 usually receives mail (but not a U.S. Post Office box), if there is no known physical address for the person in 1.
and mail a copy of the documents left with one of the adults in a, b, or c above to the person in 1.

THEN

- Complete and sign this form, and
• Give or mail your completed form to the person who asked you to serve these court papers, in time for the form to be filed with the court at least 5 days before the hearing.

3 I served the person in 1 a copy of the documents checked below:

- a. [ ] SC-100, Plaintiff's Claim and ORDER to Go to Small Claims Court
b. [ ] SC-120, Defendant's Claim and ORDER to Go to Small Claims Court
c. [ ] Order for examination (This form must be personally served. Check the form that was served):

Note: The court can issue a civil arrest warrant if the served party does not come to court only if the order for examination was personally served by a registered process server, sheriff, marshal, or someone appointed by the court.

- (1) [ ] SC-134, Application and Order to Produce Statement of Assets and to Appear for Examination
(2) [ ] AT-138/EJ-125, Application and Order for Appearance and Examination

d. [ ] Other (specify): \_\_\_\_\_

Clerk stamps date here when form is filed.

Fill in court name and street address: Superior Court of California, County of

Fill in case number, case name, hearing date, day, time, and department below:

Case Number:
Case Name:
Hearing Date:
Time: Dept.:



Case name: \_\_\_\_\_

**4 Fill out "a" or "b" below:**

- a.
- 
- Personal Service:**
- I personally gave copies of the documents checked in ③ to the person in ①:

On (date): \_\_\_\_\_ At (time): \_\_\_\_\_  a.m.  p.m.

At this address: \_\_\_\_\_

City: \_\_\_\_\_ State: \_\_\_\_\_ Zip: \_\_\_\_\_

- b.
- 
- Substituted Service:**
- I personally gave copies of the documents checked in ③ (a, b, or d) to (check one):

 A competent adult (at least 18) at the **home** of, and living with the person in ①, or An adult who seems to be in charge where the person in ① usually **works**, or An adult who seems to be in charge where the person in ① usually **receives mail**, or has a private post office box (not a U.S. Post Office box), if there is no known physical address for the person in ①.

I told that adult, "Please give these court papers to (name of person in ①)."

I did this on (date): \_\_\_\_\_ At (time): \_\_\_\_\_  a.m.  p.m.

At this address: \_\_\_\_\_

City: \_\_\_\_\_ State: \_\_\_\_\_ Zip: \_\_\_\_\_

Name or description of the person I gave the papers to: \_\_\_\_\_

After serving the court papers, I put copies of the documents listed in ③ in an envelope, sealed the envelope, and put first-class prepaid postage on it. I addressed the envelope to the person in ① at the address where I left the copies.

I mailed the envelope on (date): \_\_\_\_\_ from (city, state): \_\_\_\_\_

by leaving it (check one):

a.  At a U.S. Postal Service mail drop, orb.  At an office or business mail drop where I know the mail is picked up every day and deposited with the U.S. Postal Service, orc.  With someone else I asked to mail the documents to the person in ①, and I have attached that person's completed Form SC-104A.**5 Server's Information**

Name: \_\_\_\_\_ Phone: \_\_\_\_\_

Address: \_\_\_\_\_

City: \_\_\_\_\_ State: \_\_\_\_\_ Zip: \_\_\_\_\_

Fee for service: \$ \_\_\_\_\_

*If you are a registered process server:*

County of registration: \_\_\_\_\_ Registration number: \_\_\_\_\_

- 6**
- I declare under penalty of perjury under California state law that I am at least 18 years old and not named in this case and that the information above is true and correct.

Date: \_\_\_\_\_

\_\_\_\_\_  
Type or print server's name\_\_\_\_\_  
Server signs here after serving

This form is attached to Form SC-104. Use this form ONLY if you mailed the documents in ① and someone else personally gave them to the person, business, or public entity served.

**Notice to Server**

You must:

- Be at least 18 and **not listed in this lawsuit.**
- Fill out ①–⑥ of this form and attach it to Form SC-104.

**① Documents served by mail:**

- a.  SC-100, *Plaintiff's Claim and ORDER to Go to Small Claims Court*
- b.  SC-120, *Defendant's Claim and ORDER to Go to Small Claims Court*
- c.  Other (*specify*): \_\_\_\_\_

**② Name and address of the person, business, or public entity served:**

a. If you served a **person**, write the person's name and address below:

Name: \_\_\_\_\_

Address: \_\_\_\_\_  
*Street City State Zip*

b. If you served a **business or public entity**, write the name and address of the business or public entity, the person authorized for service, and that person's job title:

Business or Public Entity Name	Person Authorized for Service	Job Title
--------------------------------	-------------------------------	-----------

Address: \_\_\_\_\_  
*Street City State Zip*

**③** I put copies of the documents listed in ① above in an envelope, sealed the envelope, and put first-class prepaid postage on it. I addressed the envelope to the person, business, or public entity listed in ② and mailed the envelope by leaving it at (*check one*):

- a.  A U.S. Postal Service mail drop *or*
- b.  An office or business mail drop where I know the mail is picked up every day and deposited with the U.S. Postal Service.

**④** I mailed the envelope:

a. On (*date*): \_\_\_\_\_ b. From (*city, state*): \_\_\_\_\_

**⑤** My address is: \_\_\_\_\_

**⑥** I declare, under penalty of perjury under California State law, that the information above is true and correct.

Date: \_\_\_\_\_

\_\_\_\_\_  
*Type or print server's name*



\_\_\_\_\_  
*Server signs here after mailing*



# SC-104C How to Serve a Business or Public Entity (Small Claims)

You must serve the *right* person and write the *exact* name of the business and the person to be served. Use this form to make sure you serve correctly, and follow the instructions on *Proof of Service*, form SC-104.

Business Type:	Sole Proprietorship (Only 1 owner)	Partnership	Landlord	Corporation, Association	Limited Liability Company (LLC), Limited Liability Partnership (LLP), Limited Partnership (LP)	Unknown Business Type
<b>Serve:</b>	The owner	If you are suing a <b>partnership</b> , serve one of the partners.  If you are suing a <b>partnership and</b> the partners, serve each partner.	The property owner or manager ( <i>Read Civil Code sections 1962–1962.7.</i> )	Agent for service listed with Secretary of State or any corporate officer (president, vice-president, secretary, treasurer), chief executive officer (CEO), controller, chief financial officer, or general manager	Agent for service listed with Secretary of State  To serve a limited partnership, you can also serve the general partner.	Someone who seems to be in charge of the business during normal business hours
<b>Write on your Proof of Service form:</b>	<ul style="list-style-type: none"> <li>• Business name</li> <li>• Owner's name and job title</li> </ul>	<ul style="list-style-type: none"> <li>• Partnership name</li> <li>• Name of partner, general manager, or agent for service and job title</li> </ul>	<ul style="list-style-type: none"> <li>• Business name (if there is one)</li> <li>• Owner's name and job title</li> </ul>	<ul style="list-style-type: none"> <li>• Corporation name</li> <li>• Name of corporate officer or agent for service and job title</li> </ul>	<ul style="list-style-type: none"> <li>• Company or partnership name</li> <li>• Name of agent or partner for service and job title</li> </ul>	<ul style="list-style-type: none"> <li>• Business name, form unknown</li> <li>• Owner's name and job title (<i>if you know it</i>)</li> </ul>
<b>Check that you have the exact names of the owner and business with:</b>	<ul style="list-style-type: none"> <li>• County Clerk–Recorder's or County Tax Assessor's Office (Ask to see the fictitious business name statement.) Your county's Web site may have this information. Check: <a href="http://www.csac.counties.org">www.csac.counties.org</a>.</li> <li>• City Clerk's Office (Ask to see the business license.) Your city's website may have this information.</li> </ul>	County Tax Collector	County Tax Collector	Search under Corporation, LP and LLC at the California Secretary of State website: <a href="http://businesssearch.sos.ca.gov/">businesssearch.sos.ca.gov/</a> Or call: <b>1-916-657-5448</b>  OR County Clerk–Recorder's Office: (Ask to see the fictitious business name statement.) Your county's website may have this information.  OR City Clerk's Office: (Ask to see the business license.) Your city's website may have this information.	Try the other resources listed on this page to see if they know more about the business's organization type, like corporation or sole proprietorship.	



**Need help?**

For free help, contact your county's Small Claims Advisor:

[\[space for local info here\]](#)

Or, go to "County-Specific Court Information" at: [www.courts.ca.gov/selfhelp/smallclaims](http://www.courts.ca.gov/selfhelp/smallclaims)

# SC-104C How to Serve a Business or Public Entity (Small Claims)

You must serve the *right* person and write the *exact* name of the public agency and the person to be served. Use this form to make sure you serve correctly, and follow the instructions on *Proof of Service*, form SC-104.

	City, County, or Public Entity	State of California, State Agency	Federal Agency
<b>Serve:</b>	City or county clerk, chief officer or director of public agency, or agent authorized to accept service	Use this general address for service: Office of the Attorney General 1300 I Street Sacramento, CA 95814  <i>Exception:</i> if your claim involves California Department of Transportation (Caltrans), serve it at: California Department of Transportation 1120 N Street Sacramento, CA 95814	You cannot sue a <b>federal</b> agency in small claims court.
	<b>Important!</b> Before you sue, you must <b>first</b> file a claim with the public entity. Contact it and ask for the claim procedures.	<b>Note:</b> Before you sue, you must first file a claim with the state or the state agency. To file a claim, see: <a href="http://www.dgs.ca.gov/orim/Programs/GovernmentClaims.aspx">www.dgs.ca.gov/orim/Programs/GovernmentClaims.aspx</a> or call: 1-800-955-0045	
<b>Write on your Proof of Service form:</b>	<ul style="list-style-type: none"> <li>Name of city, county, or public entity</li> <li>Name of city clerk, county clerk, chief officer, or agent for service and job title</li> </ul>	<ul style="list-style-type: none"> <li>Name of the agency you are suing</li> <li>Name of agent for service</li> </ul>	
<b>Check that you have the exact names of the owner and business with:</b>	Call the city or county clerk. See the government pages of your phone book.  Or search under the California Roster at the California Secretary of State website: <a href="http://www.sos.ca.gov/administration/california-roster/">www.sos.ca.gov/administration/california-roster/</a>	Call the agency to confirm the name and address for service. Use the State Directory: <b>1-800-807-6755</b> Or search: <b>cold.ca.gov</b> under "agency information"	



### Need help?

For free help, contact your county's Small Claims Advisor:

[\[space for local info here\]](#)

Or, go to "County-Specific Court Information" at: [www.courts.ca.gov/selfhelp/smallclaims](http://www.courts.ca.gov/selfhelp/smallclaims)

## Notice to Parties on Mediation

Contra Costa County Superior Court is committed to providing free mediation services for Small Claims cases and strongly encourages you to participate voluntarily in Mediation.

- Mediation is a confidential (private) meeting hosted by a specially trained mediator who helps the parties decide if they can agree on a way to settle the case.
- The mediator is neutral. Mediators don't work for the Court, they don't take sides, give legal advice or make legal decisions.
- Mediation works about 70% of the time.
- Mediation is free in Small Claims cases.

	<b>If I am suing</b> (plaintiff)	<b>If I am being sued</b> (defendant)
<b>Why mediate?</b>	<ul style="list-style-type: none"> <li>• <u>There is no risk in mediation.</u> You may stop at any time; your case goes on to trial and the judge decides.</li> <li>• <u>You may lose if you go to court.</u> If you don't have enough evidence to prove your court case, you may lose—even if you are right.</li> <li>• <u>You cannot appeal,</u> as a plaintiff, if you lose.</li> <li>• <u>Defendants are more likely to pay when they share in negotiating the agreement.</u> You avoid spending time, money and effort preparing for court and collecting a judgment if you win. (Collecting a judgment often can be more difficult than winning a case.)</li> <li>• <u>Mediation works especially well</u> in cases where you may need, or want, to keep a relationship with the defendant.</li> <li>• <u>Mediation is a win-win situation.</u></li> </ul>	<ul style="list-style-type: none"> <li>• <u>There is no risk in mediation.</u> You may stop at any time; your case goes on to trial and the judge decides.</li> <li>• <u>You may lose if you go to court.</u> If you don't have enough evidence to defend your case, you may lose in court—even if you are right.</li> <li>• <u>If you lose in court,</u> you have to pay interest of 10% per year on the judgment; a lien may be placed on your home, a court order may be issued to take a part of your wages and/or your spouse's wages, etc.</li> <li>• <u>Judgments stay on your credit report for several years,</u> even if you pay everything right away.</li> <li>• <u>Mediation works especially well</u> in cases where you may need, or want, to keep a relationship with the plaintiff.</li> <li>• <u>Mediation is a win-win situation.</u></li> </ul>
<b>What happens if I mediate?</b>	<ul style="list-style-type: none"> <li>• The mediator helps you write your agreement so it can be enforced.</li> <li>• The case is dismissed from court and no judgment is entered against the defendant. The plaintiff can only file a case again if the defendant doesn't keep the agreement.</li> <li>• The defendant's credit report does not show any judgment.</li> <li>• After mediation, it is easier to repair relationships with a defendant or a plaintiff who is family, a friend, neighbor, co-worker, or someone you do business with.</li> </ul>	

You may do mediation on the day of hearing, if you decide to do so. The mediators will be there at the court to work with you and the other side.